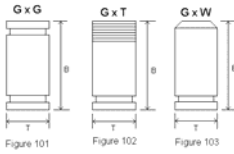
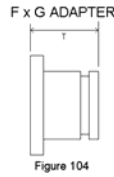


## ADAPTOR NIPPLES

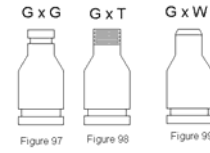


Adaptor Nipple	
	Weight S/40
T	LBS/IN
1	0.1
1	0.1
1	0.2
2	0.2
2	0.3
3	0.5
3	0.6
4	0.8
4	0.9
5	1.2
6	1.6
8	2.4
10	3.4
12	4.1



Flange Adaptor			
		Weight	
SIZE	T	S/40 150LB.	S/40 300LB.
0.75	3	2.3	3.3
1	3	2.7	3.9
1.25	4	3.3	4.8
1.5	4	3.9	6.9
2	4	6.2	8.2
2.5	4	9.9	11.9
3	4	11.4	16.5
3.5	4	15.1	20.1
4	6	18.4	27.4
5	6	29.3	35.3
6	6	27.5	47.5
8	6	41.3	70.3
10	8	59.8	100.8
12	8	88.2	146.2

## SWAGED NIPPLES



Swagged Nipples		
SIZE	E-E	Weight S/40
2x1.0	6.5	2
2x1.25	6.5	2
2x1.5	6.5	2
2.5x1.0	7	3
2.5x1.25	7	3
2.5x1.5	7	3
2.5x2.0	7	3
3x1.0	8	4.5
3x1.25	8	4.5
3x1.5	8	4.5
3x2.0	8	4.5
3x2.5	8	4.6
3.5x3.0	8	6.8
4x1.0	9	7.5
4x1.25	9	7.5
4x1.5	9	7.5
4x2.0	9	7.5
4x2.5	9	7.5
4x3.0	9	7.5
4x3.5	9	7.5
5x2.0	11	11.5
5x3.0	11	11.5
5x4.0	11	11.5
6x1.0	12	17
6x1.25	12	17
6x1.5	12	17.2
6x2.0	12	17.4
6x2.5	12	17.4
6x3.0	12	17.4
6x3.5	12	17.4
6x4.0	12	17.5
6x4.5	12	17.5
6x5.0	12	17.5

Web Site: [www.iowafittings.com](http://www.iowafittings.com)  
 E-Mail: [Service](#) – or – [Sales](#)  
 Tel: (712) 482-6416  
 Fax: (712) 482-3394  
 Fax: (800) 358-0666

Mailing Address: P.O. Box 369  
 Oakland, IA 51560  
 Shipping Address: 309 N. Hwy St.  
 Oakland, IA 51560